

English Speaking Board

Year 8 Summer Term homework booklet

Pupil:

Class:



| Week | Task title | Summary | Page | Due Date |
|------|--|---|------|----------|
| 1 | Ideas for my Personal Interest Talk | Think of topics that you would like to talk about | 2 | |
| 2 | Drafting my Personal Interest Talk | Write the first draft of your Personal Interest Talk | 3 | |
| 3-4 | Drafting my Personal Interest Talk | Write the second draft of your Personal Interest Talk | 4 | |
| 5 | Choosing my Reading to Listeners extract | Find an extract that you would like to read aloud | 5 | |
| 6 | Choosing my Speaking by Heart text | Choose a text that you will memorise | 5 | |
| 7 | My Visual Aid | Collect the pictures and/or items that you will use | 6 | |
| 8 | Practising | Practising the different parts of the project | 6 | |

Homework should be completed each week and either submitted on your Google Classroom class or written out and handed in to your teacher on the date it is due. Any issues with the homework must be addressed with your teacher before the due date.

Week beginning Monday 21st April – Ideas for my Personal Interest Talk

You need to think of topics that you would like to share with your group for your Personal Interest Talk. This can be about absolutely anything!

Some suggestions:

- A holiday you've been on
- Your pets
- A hobby you enjoy
- Your favourite book/film/computer game
- A current affairs issue you are interested in
- Your role model



Week beginning Monday 28th April – The first draft of my Personal Interest Talk

You need to write the first draft of your Personal Interest Talk. This will be tweaked and worked on before the Presentation Day.

Remember the techniques that you have been looking at in your English lessons this week.

| | Not sure or confident I have done this | I think I've mostly got this right | I have corrected any errors and think this is accurate |
|---|--|------------------------------------|--|
| Capital letters for start of sentences or proper nouns. | | | |
| A range of accurate sentences: Simple sentences Compound sentences (and/but/however/because) Complex sentences (will contain clauses and commas) | | | |
| Full stops, question marks or exclamation marks are accurately used. | | | |
| Homophones are checked: There/their/they're Here/hear Were/where Whether/weather Our/are | | | |
| I have used apostrophes to show: Possession (the cat's) Omission (it's) | | | |
| I have paragraphed for effect to show where I might emphasise or change tone. | | | |
| I have used a range of connectives to sequence and connect my ideas: Firstly, in addition, in summary etc | | | |
| I have checked the spelling of common words | | | |
| I have used ambitious vocabulary and shown that I can use words for effect. | | | |
| I have remembered to use speech marks to introduce direct quotations and embedded these into my sentences. | | | |
| I have used commas to indicate clauses or items in a list (including adjectives or adverbs) | | | |

Week beginning Monday 5th May – The second draft of my Personal Interest Talk

You need to write the second draft of your Personal Interest Talk. This will be tweaked and worked on before the Presentation Day.


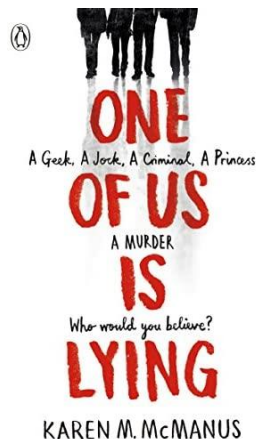

Remember the techniques that you have been looking at in your English lessons this week.

| | Not sure or confident I have done this | I think I've mostly got this right | I have corrected any errors and think this is accurate |
|---|--|------------------------------------|--|
| Capital letters for start of sentences or proper nouns. | | | |
| A range of accurate sentences: Simple sentences Compound sentences (and/but/however/because) Complex sentences (will contain clauses and commas) | | | |
| Full stops, question marks or exclamation marks are accurately used. | | | |
| Homophones are checked: There/their/they're Here/hear Were/where Whether/weather Our/are | | | |
| I have used apostrophes to show: Possession (the cat's) Omission (it's) | | | |
| I have paragraphed for effect to show where I might emphasise or change tone. | | | |
| I have used a range of connectives to sequence and connect my ideas: Firstly, in addition, in summary etc | | | |
| I have checked the spelling of common words | | | |
| I have used ambitious vocabulary and shown that I can use words for effect. | | | |
| I have remembered to use speech marks to introduce direct quotations and embedded these into my sentences. | | | |
| I have used commas to indicate clauses or items in a list (including adjectives or adverbs) | | | |

Week beginning Monday 19th May – Choosing my extract to Read to Listeners

This is your chance to read from your favourite book!

You need to choose a book that you will read aloud from on Presentation Day – narrow it down to 13 pages and the actual pages will be chosen on the day. The only 'rule' is that there has to be dialogue.



Week beginning Monday 2nd June – Choosing my text to Speak by Heart

How fabulously can you recite a favourite piece?

You need to choose a text that you will recite from memory from on Presentation Day.

You could choose:

- a poem
- song lyrics
- a piece of drama
- a piece of prose



Week beginning Monday 9th June – Pictures!

You will create a Visual Aid to show when you deliver your Personal Interest Talk. Your teacher has shown you some examples of these.

Spend your homework time this week finding pictures that you can use. These can be personal photographs that you have (but make sure you check you are allowed to bring them in!) or images that you find online/in magazines.

Week beginning Monday 16th June – Practising!

Next week is Presentation Day!

Spend your homework time practising and gaining confidence in your different tasks.